

# Budget Highlights



**Elena Sanders**


Office of Budget & School Funding

# Budget Highlights



# Student Wellness and Success

- \$675 million in new funds for traditional districts, community schools, JVSDs and STEM schools over the biennium
- Requires a plan to be developed and implemented with community partners



# Student Wellness and Success

## **Allowable Uses:**

- Mental health services
- Services for homeless youth or child welfare involved youth
- Community liaisons
- Physical health care
- Mentoring programs
- Family engagement and support services
- City Connects programming
- Professional development on trauma-informed care or cultural competence
- Before- and after-school programs

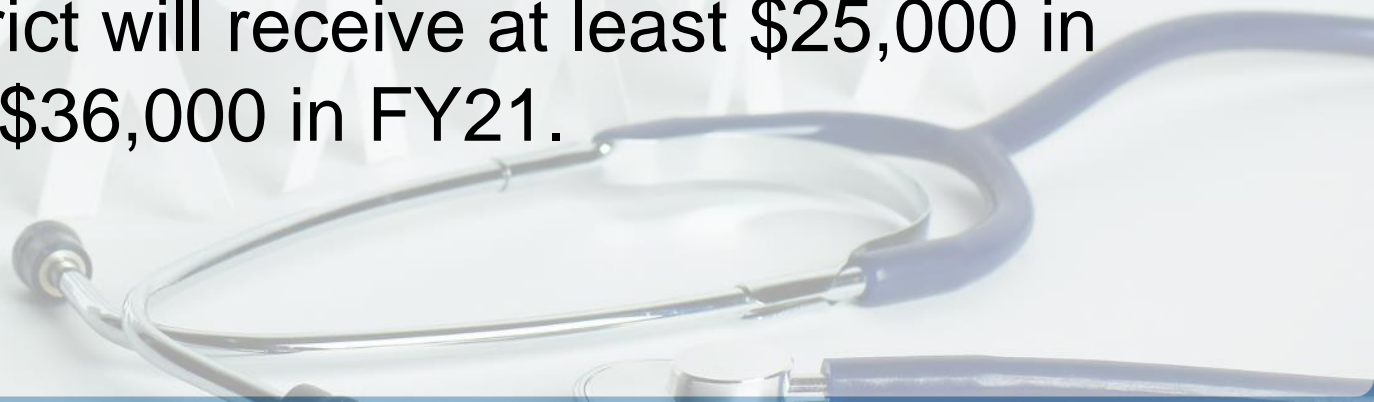
# Student Wellness and Success

**Requires a plan to be developed with one or more of the following community partners:**

- A board of alcohol, drug and mental health services
- An ESC
- A county board of developmental disabilities
- A community-based mental health treatment provider
- A board of health of a city or general health district
- A county department of job and family services
- A nonprofit organization with experience serving children
- A public hospital agency

# Student Wellness and Success

- \$275 million in FY20 and \$400 million in FY21
- Provided on a per-pupil basis, scaled based on federal census poverty data. Additional funding for districts who previously received supplemental targeted assistance.
- Every district will receive at least \$25,000 in FY20 and \$36,000 in FY21.





# Student Wellness and Success

- Paid directly to each district based on the number students educated (enrollment).
- Distributed in two payments in October and February, through the foundation payment process.
- There is no requirement to spend funds in the year in which they were received. There is no requirement to return unused funds at the end of the year or request carryover.

# Student Wellness and Success

- At the request of ODE, AOS created a new USAS Fund – 467. This fund should not be included on the five-year forecast.
- Funds can be used for existing initiatives and activities in the context of the plan; however, districts are encouraged to think about how funds might support new or expanded initiatives.



# Student Wellness and Success

- Expenditures will count toward meeting federal ESSA Maintenance of Effort requirements. If any of the funding is spent on providing special education services to students with disabilities, those expenditures will count toward meeting federal IDEA requirements.
- Districts must report how funds were spent following the end of each fiscal year (June 30).

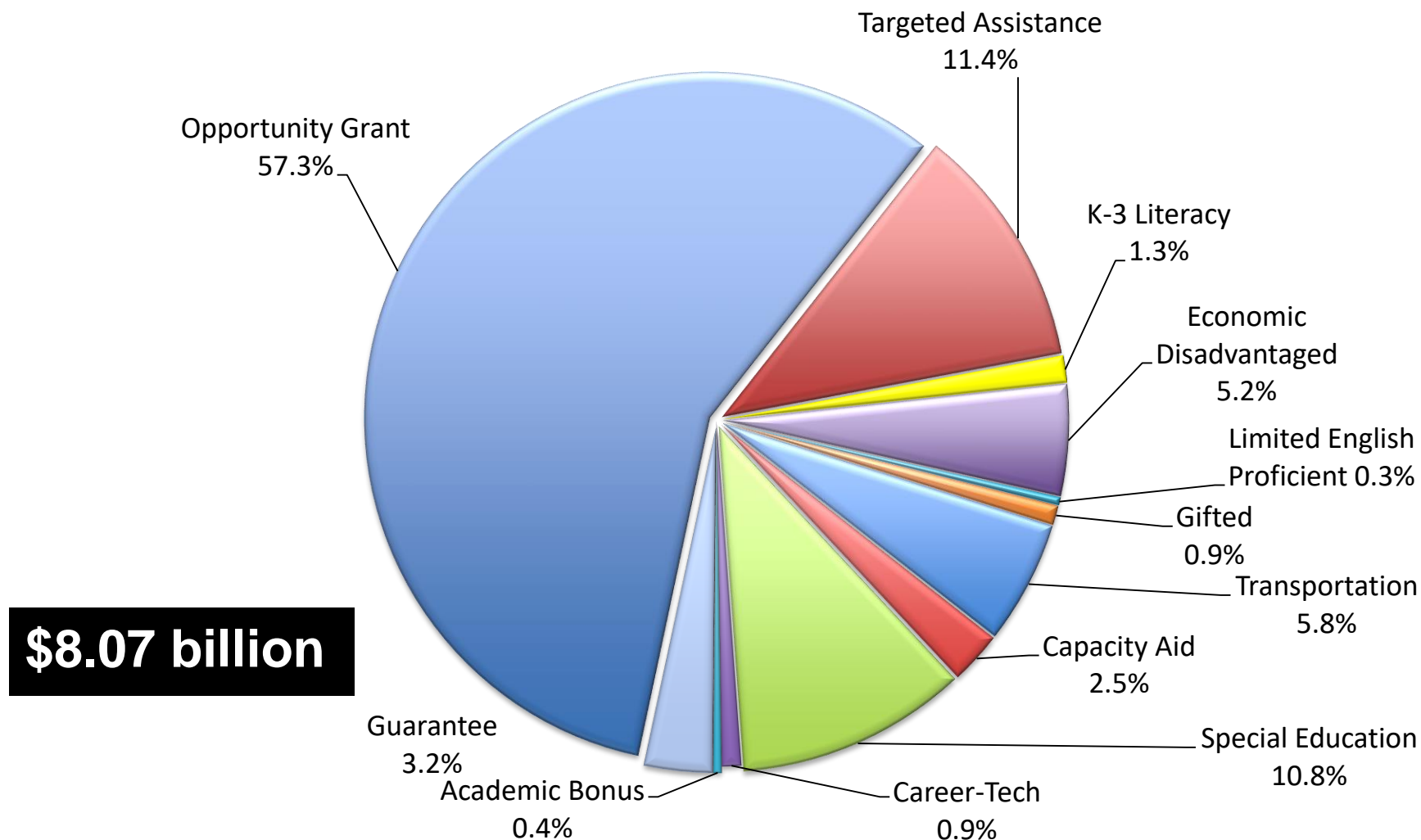
# Current Available Resources

- <http://education.ohio.gov/WellnessAndSuccess>
- Messages from Governor DeWine and Superintendent Demaria
- FAQ
- Funding Simulations

# Future Resources

- Additional guidance posted by October 11<sup>th</sup>.
- Draft template for year-end reporting
- Best practices and success stories from districts and community partners

# Foundation Formula – FY19



\*FY19 June #2

# Foundation Funding



- School foundation funding is guaranteed/flat to FY19 levels for FY20 and FY21
- Student Success and Wellness dollars provided in addition to Foundation Funding.

# Foundation Funding

- Growing school districts will receive additional funding in FY20 and FY21
- Payment reports will be updated to reflect these changes and the Student Success and Wellness funds by October









# Foundation Funding

OHIO DEPARTMENT OF EDUCATION  
OFFICE OF BUDGET AND SCHOOL FUNDING  
FY20 SUMMARY SCHOOL FUNDING REPORT FOR CITY, EXEMPTED VILLAGE AND LOCAL SCHOOL DISTRICTS  
FY2020 OCTOBER #1

IRN: 043489 District: AKRON CITY S.D.

County: SUMMIT

		FY20 and FY21 Total Formula Funding Fixed to FY19 Levels			STATE FUNDING
A	STATE FUNDING Foundation Formula Funding:				200,842,098.30
<hr/>					
ADDITIONAL AID ITEMS:		NEW: SWS and Enrollment Growth		5,137,522.50	
B	Student Wellness and Success Funding:	Calculated based on current year data			11,836.85
C	Enrollment Growth Supplement Funding:				1,463,826.91
D	Preschool Special Education Funding:				1,442,868.92
E	Special Education Transportation Funding:				
<hr/>					
F	Total Additional Aid Items:	2,906,695.83			
<hr/>					
TOTAL STATE FUNDING:					
G	Total Foundation Formula Funding Plus Additional Aid Items (A+F):	203,748,794.13			
<hr/>					
TRANSFERS AND ADJUSTMENTS:					
H	Education Service Center Transfer:	Calculated based on current year data			-137,676.50
I	Open Enrollment Adjustment:				-8,133,255.33
J	Community School Transfer:				-25,474,126.64
K	STEM School Transfer:				-52,267.82
L	Scholarship Transfer:				-9,562,458.62
M	Other Adjustments:	12,069.76			
<hr/>					
N	Total Transfers and Adjustments:	-43,347,715.15			
<hr/>					
NET STATE FUNDING:					
O	Total State Funding Plus Total Transfers and Adjustments:	160,401,078.98			

NET STATE FUNDING:  
O Total State Funding Plus Total Transfers and Adjustments: 160,401,078.98

# Property Valuation Adjustments



Modifies the recalculation of foundation funding for districts with changes in public utility property valuation (ORC 3317.028) by **only applying adjustments to districts with declining public utility values.**

**VETO**

**Per Pupil  
Funding  
Guarantee  
for Certain  
Districts**

**VETO**

**School  
District  
Property Tax  
Reduction for  
Certain  
Districts**

# State Appropriation Limit

- Established in 2006.
- Limits the growth of most GRF appropriations to the greater of 3.5 percent or the sum of the inflation rate plus rate of population change (Combination Rate).



# ODE All Funds Budget (FY19-FY21)

Fund Source	FY19 Actual	FY20 Approp.	% Change	FY21 Approp.	% Change
GRF	\$8.14	\$8.43	0.5%	\$8.08	(1.3%)
Federal	\$1.89	\$2.09	11.0%	\$2.12	1.0%
Revenue Dist.	\$1.32	\$1.33	0.6%	\$1.32	(1.0%)
Lottery	\$1.11	\$1.15	3.6%	\$1.25	8.6%
Other	\$0.03	\$0.32	833.4%	\$0.46	45.7%
<b>Total</b>	<b>\$12.50</b>	<b>\$13.08</b>	<b>4.7%</b>	<b>\$13.23</b>	<b>1.1%</b>

\*Dollars (in billions)





# Cupp-Patterson Fair Funding Proposal – H.B. 305

# Industry-Recognized Credentials



- \$8 million each year for credential reimbursement.
- Schools must notify students when their career-tech course can terminate in an industry recognized credential.
- Requires schools to pay the cost of credential exam.

# Industry-Recognized Credentials

Provides \$12.5 million each year to pay schools \$1,250 for each student who earns a qualifying credential

Incentivizes schools to establish qualifying credentialing programs, with \$4.5 million in each fiscal year designated for this purpose

# Educators

- College Credit Plus: The budget dedicates \$3 million for high school teachers to take graduate-level coursework to qualify to teach college-level classes.
- The budget provides \$1.5 million to reimburse educators who pursue a credential in computer science.

# Behavioral Prevention Initiatives

- Requires schools to report the types of behavioral prevention services, programs and supports being used to promote healthy behavior and decision-making by students.
- Continues the School Climate Grants at \$2 million each fiscal year.



# Behavioral Prevention Initiatives



An additional \$2 million over the biennium will allow the Department to partner with Educational Service Centers to provide professional development to schools in support of this work.



# School Bus Purchase

\$20 million in FY21

ODE will develop a program in conjunction with the Ohio Department of Public Safety.



# Budget Policy



# Graduation Requirements

Effective for the  
class of 2023

Optional for students in  
the classes of 2018,  
2019, 2020, 2021 and  
2022



# Report Cards

Modifies the grade scale used to determine letter grades assigned for the value-added progress dimension

Letter Grade	Score
A	1 or greater
B	Less than 1 but greater than -1
C	Less than or equal to -1 but greater than -2
D	Less than or equal to -2 but greater than -3
F	Less than or equal to -3

# Options for Schools and Students

- Permits school districts and chartered nonpublic schools to allow students use two full seasons of show choir to fulfill high school P.E. requirements.
- Requires school districts and chartered nonpublic schools to accept one unit of computer coding instruction toward meeting a foreign language requirement for graduation.

# More Budget Highlights





# **Office of Budget and School Funding Updates**



# FY19 Reconciliation Timeline

## **August/September 2019:**

Final #1 adjustment based on any changes between June payments and close of EMIS reporting.

## **November/December 2019:**

Final #2 adjustment.

## **June 2019:**

June payments.

## **September/October 2019:**

Appeal window for district placed flags and overlapping enrollment.

# Five Year Forecast

- SB216 and HB87 prohibit ODE from requiring school districts to submit five-year-forecasts prior to November 30<sup>th</sup>.
- Effective November 2, 2018
- FY20 Forecasts due November 30<sup>th</sup>, 2019.

# Let's Stay Connected



[Elena.Sanders@education.ohio.gov](mailto:Elena.Sanders@education.ohio.gov)



**614-752-1561**



**@OHEducation**

